

Dear Coders,

Great that you have registered for the **040Coders.nl Dutch C++ event** on **Thursday November 15th**! Via this email we would like to inform you on the program and give you some additional information.

ASML

Place: ASML, Building 7 - reception

Address: De Run 6665, 5504 DT Veldhoven

Program:

| | | |
|---------------|---------------------------------|--------------|
| 16:45 | Doors open / welcome | (Foyer) |
| 17:10 - 18:00 | Video Uncle Bob | (Auditorium) |
| 18:00 - 18:15 | Opening presentation ASML | (Auditorium) |
| 18:15 - 19:15 | Diner & visit EC | (Plaza/EC) |
| 19:15 - 20:15 | Speaker: Lex Augusteijn | (Auditorium) |
| 20.15 - 20.30 | Break | (Auditorium) |
| 20:30 - 21:30 | Speaker: Bram Riemens | (Auditorium) |
| 20:30 - 22:00 | Drinks + visit EC + close event | (Plaza) |

Please take into account that upon arrival at the ASML Campus you will need about **15 minutes** to get to the reception of Building 7 (see next page with **Visitor Information**). If you are travelling to ASML by car, parking space will be available in the parking garage across Building 7 at the ASML Campus (marked in green on the map). To enter the Campus please scan the QR code at the barrier by using your phone or print out. See attached email with the **QR code and instructions**. When you are travelling by bike please park your bike at bike parking at the main entrance of building 7.

For security reasons we ask you to **bring a valid ID**. This will be checked at the reception desk upon arrival.

We look forward to seeing you on Thursday!



Dear guest, welcome to ASML.

You are expected by Liane Wemekamp on Thursday, 15 November 2018, 16:45 at Reception building 7.
Please bring a valid ID for registration at our reception.


We welcome you preferably using public transport, on bike or foot.

For more information see route description and house rules:

<https://www.asml.com/contacts/>

When entering the ASML Campus **by car**, please follow the signs 'visitors'. Scan this QR code* at the barrier by using your phone or printout. Please note: the screen of your mobile phone needs to be undamaged and at a bright level.

*This QR code is valid for Thursday, 15 November 2018 only.







Safety & Security Rules for visitors

Welcome to our ASML premises. For your safety and security please observe the following rules. In case you have questions please contact your host.







General Information

- We welcome our visitors at our reception desks on working days between 07.30 AM and 6.30 PM;
- Visitors report at the reception desk, as mentioned in the invitation;
- Visitors are required to bring a valid ID or passport for registration at our reception;
- Visitors meet their host at the reception desk upon arrival and are returned to the reception desk upon their departure;
- The host must accompany the visitor at all times when on ASML campus (buildings and premises);
- The visitor badge must be returned to the reception desk upon departure;
- Visitors are encouraged to report any deviation from these rules by other visitors or ASML employees to their host or to EHS@asml.com.



Visitors must

-  - Wear their badge visible;
-  - Comply with and adhere to the safety, security and traffic signs on ASML premises;
-  - Follow the instructions of safety and security personnel strictly, host or Emergency Response Team;
-  - Engage with ASML employees and other visitors in an integer and respectful way.

Visitors are **not allowed to**


-  - Smoke outside the designated smoking areas on the ASML terrain;
-  - Use audio-visual recording devices (such as cameras, smartphones, voice recorders and tablets) to take Professional or Functional Photographs, films or audio recordings, unless approved by Communications;
-  - View, copy or take ASML information without prior approval from the information owner;
-  - Use any other public network to conduct ASML business. Only guestnet connections are allowed;
-  - Block fire extinguishing equipment and/or (emergency) exits;
-  - Park outside the designated (visitor) parking spaces on ASML premises.

Contractors

-  - A safety (working) permit is obliged for third parties that conduct activities on ASML premises;
-  - More information about the ASML working permit can be requested from your ASML contract manager.

What to do in case of emergency



Veldhoven & Flight Forum
 **+31 (0)40 268 2222**
 High Tech Campus +31 (0)40 230 5444
 Oirschot +31 (0)499 366 777



In case of fire
press the fire alarm



Evacuate the building
immediately



Do NOT use elevators
use stairs



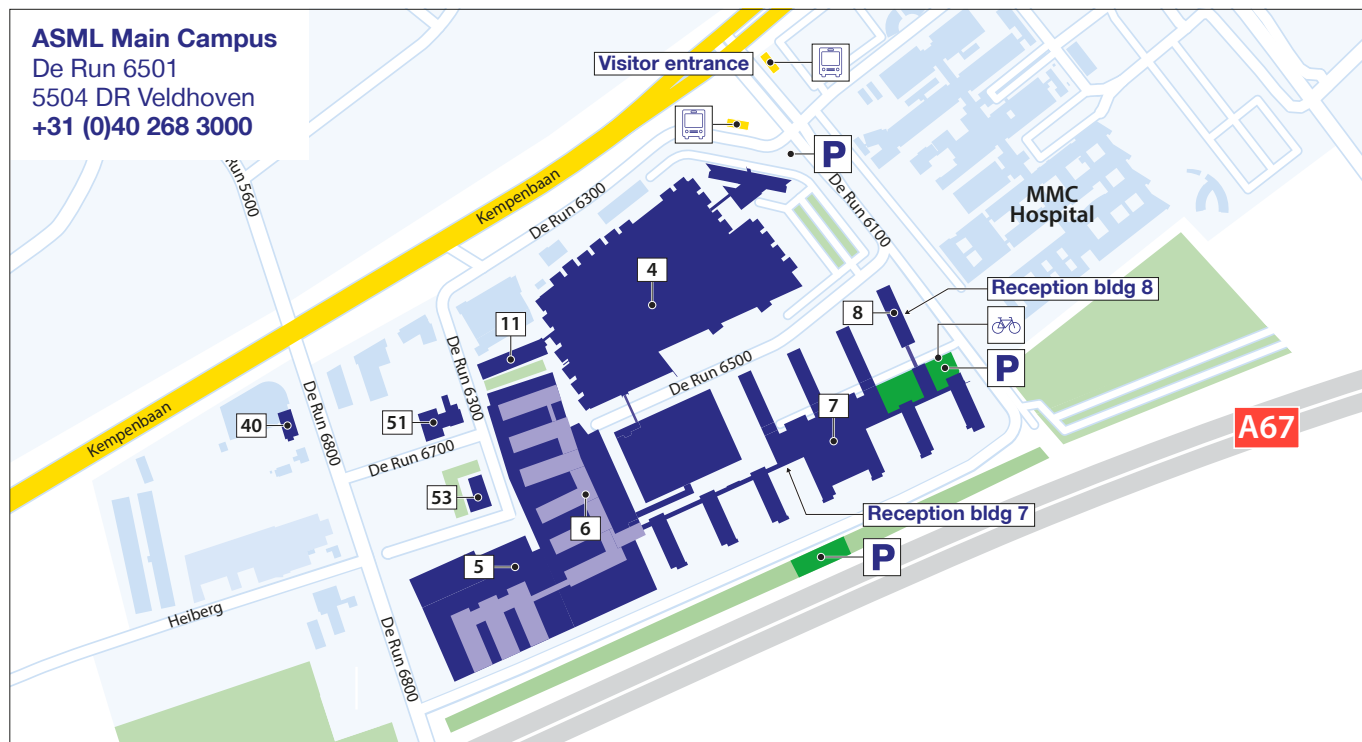
Go to the
assembly point



In case you do not comply to these safety and security rules you can endanger yourself and others. In that case you can be removed from ASML premises.

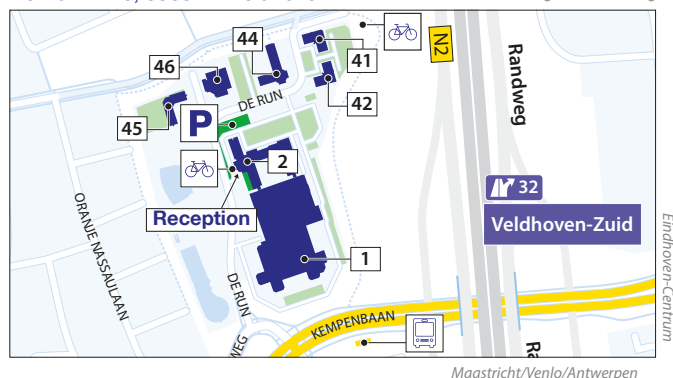
Route information

all directions via: **N2** **A67**



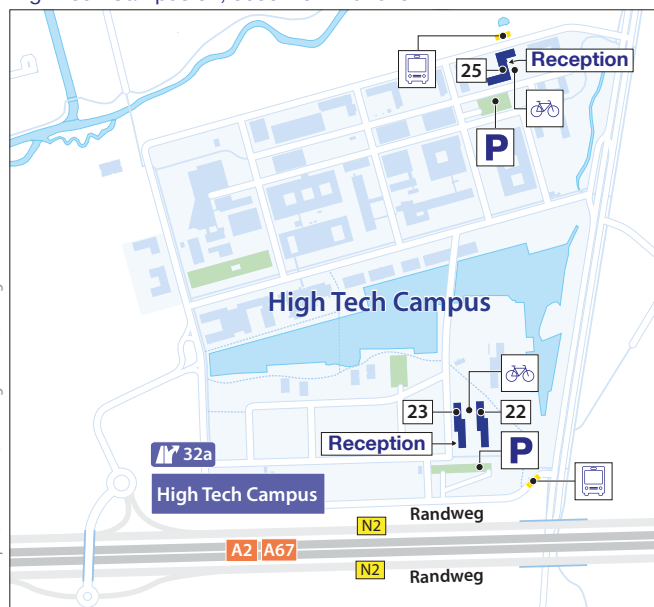
ASML De Run 1000 De Run 1110, 5503 LA Veldhoven

Amsterdam/s-Hertogenbosch/Tilburg



ASML Hight Tech Campus High Tech Campus 51, 5656 AG Eindhoven

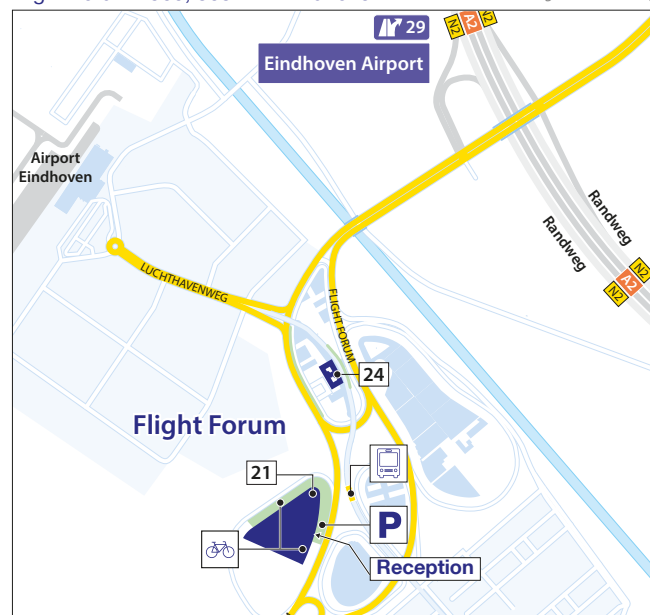
Antwerpen/Amsterdam/s-Hertogenbosch/Tilburg



ASML Flight Forum

Flight Forum 1900, 5657 EZ Eindhoven

Amsterdam/s-Hertogenbosch/Tilburg



Oirschot De Scheper 303, 5688 HP Oirschot

Tilburg



Maastricht/Venlo/Antwerpen

Knooppunt Batdorp/Eindhoven